

cache

Download Instructions:
NurseryVue Non-VR PC
version

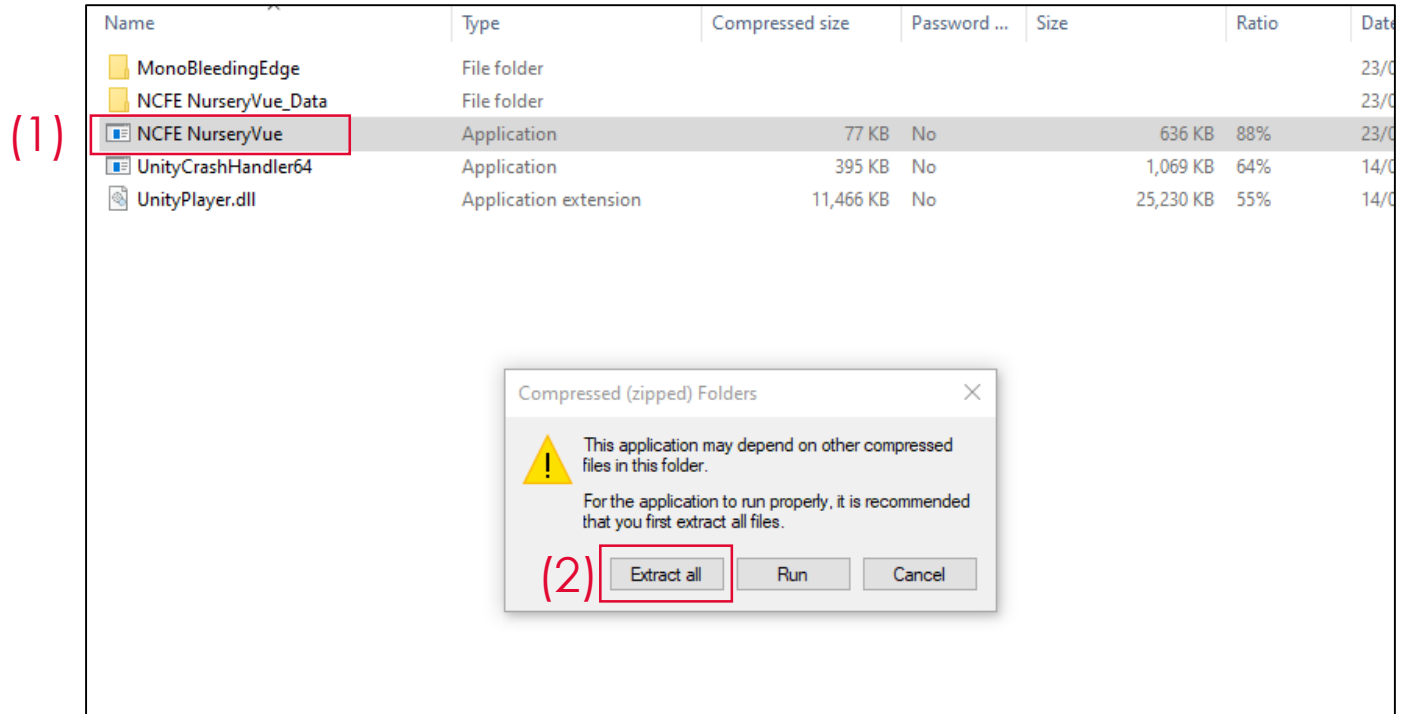
Download instructions 1/2

2

You can download the PC version of NurseryVue from the [CACHE Download Page](#).

Open the downloaded folder on your computer and double click on *NCFE NurseryVue* (1).

A pop up will appear. Please double click “Extract all” (2).


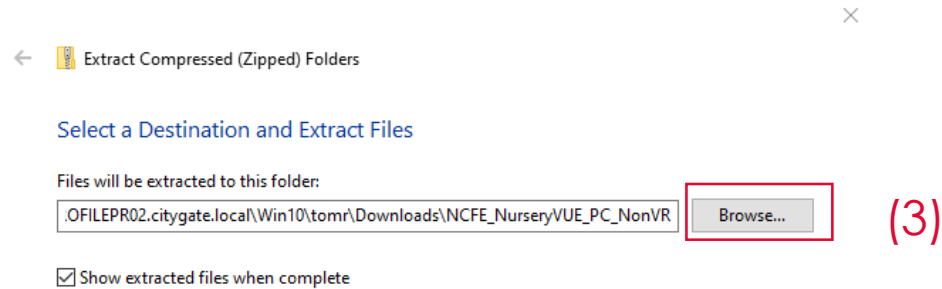


Download instructions 2/2

3

You will be given the choice to *browse* where on your computer the NurseryVue should be saved to (3). After this please select *extract* (4).

Once extracted (which may take a few seconds), please open the primary folder and double click on *NFCE NurseryVue* to begin the application (5).



(5)

Name	Date modified	Type	Size
MonoBleedingEdge	29/05/2020 14:15	File folder	
NCFE NurseryVue_Data	29/05/2020 14:16	File folder	
NCFE NurseryVue	25/05/2020 15:37	Application	636 KB
UnityCrashHandler64	04/05/2020 19:36	Application	1,069 KB
UnityPlayer.dll	04/05/2020 19:36	Application exten...	25,229 KB